

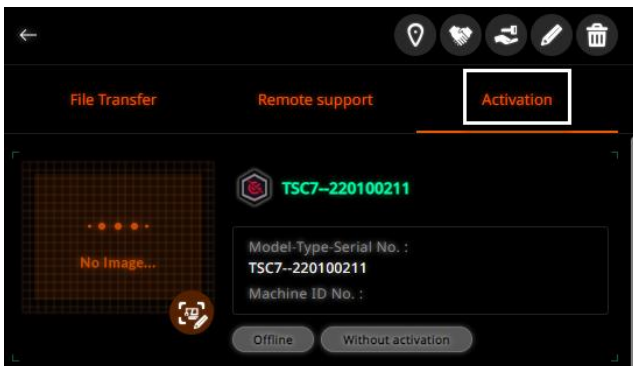


How to activate the license?

1. Click URL: <https://smartconstruction.mykomatsu.komatsu/>
2. Login with your My Komatsu account
3. Click My Subscription at top of right 
4. Click Open Application 
5. First time only - accept the Terms and Use.
6. Press on the **Alert Bell** and then press **APPLY**. Now the machine is in the customer fleet.



7. Search for the machine and double click to open. Press **“ACTIVATION”**. A window will open and press **ACTIVATION** one more time (bottom of the screen)



8. If the registration and activation is performed correctly it will show two indicators: Offline/Online and With Activation

